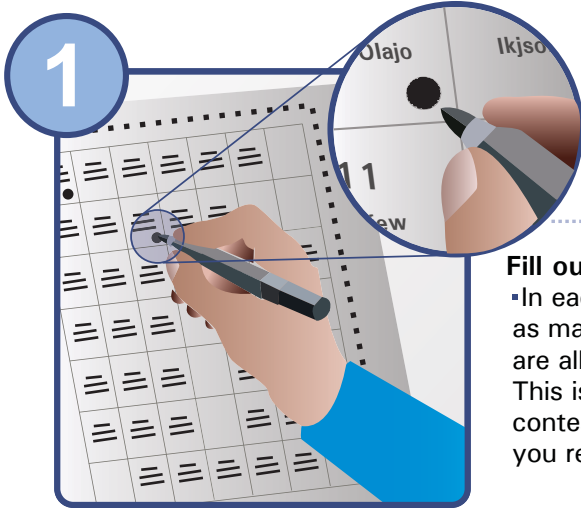
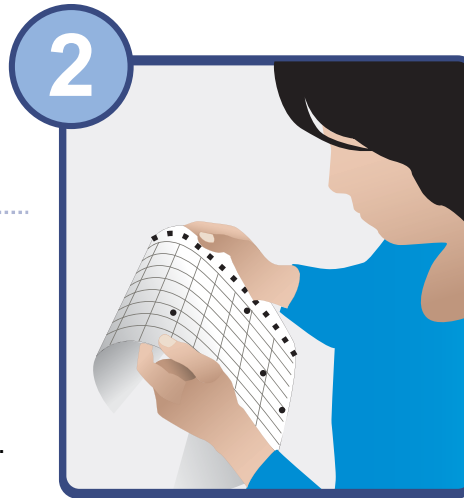


## How to vote with the SAES1800




### Fill out your ballot.

- In each column fill out as many ovals as you are allowed to.
- This is different per contest, so make sure you read the instructions.



### Review your ballot.

- Before you place your ballot into the PCOS, double-check your votes.



### Cast your vote.

- Introduce the ballot in the PCOS.
- It doesn't matter if you do it upside down or bottom first.



### Closing.

- At the end of the process, the voting machine will count all the votes cast and produce thirty copies of the election returns.